

3500343



Please read all instructions carefully before use and retain for future reference.

Veuillez lire attentivement ces instructions avant utilisation et conservez-les pour pouvoir les consulter à l'avenir.

Bitte lesen Sie die Anleitung sorgfältig und bewahren Sie sie als Referenz auf.

Leed todas las instrucciones detenidamente antes de usar y retened para futuras consultas.

Si prega di leggere attentamente tutte le istruzioni prima dell'uso e conservarle per una futura consultazione.

Lea todas las instrucciones detenidamente antes de usar y consérvelas para futuras consultas.



CAUTION Do not immerse in water.

ATTENTION Ne pas immerger dans l'eau.

VORSICHT Nicht in Wasser tauchen.

PRECAUCIÓN No sumergir en agua.

AVVERTENZA Non immergere nell'acqua.

PRECAUCIÓN No sumergir en agua.



IMPORTANT! This Battery is **NOT** compatible with the Charger received with 3500136.

This Charger is also **NOT** compatible with the Battery supplied with 3500136.

Please ensure this Battery and Charger pack are used together.



EN

Please read all instructions carefully before use and retain for future reference.

INTENDED USE Only operate the power tool/machine for its intended purpose and within the parameters specified in this manual.

This item is for domestic use only. Do not use outdoors or on wet surfaces.

This item is not intended for use by persons with reduced physical, sensory or mental capabilities, or lack of experience and knowledge, unless supervised or given appropriate instruction concerning the product's use by a person responsible for their safety.

GENERAL PRECAUTION Do not allow to be used as a toy. Children should be supervised to ensure they do not play with the Battery or Charger.

If the Battery or Charger is not functioning properly, has been dropped, damaged, left outdoors, or immersed in liquid, do not use, contact DOMU Brands Customer Services.

Do not use if any parts appear to be faulty, missing or damaged.

Ensure all parts are securely attached before use.

BATTERY WARNINGS (INCLUDING BUTTON CELLS, AA BATTERYS, LITHIUM PACKS)

WARNING The use, and particularly abuse of portable sealed secondary lithium cells and batteries may result in the creation of hazards and may cause harm.

Do not dismantle, open or shred secondary cells or batteries. Keep batteries out of the reach of children.

NOTE the battery pack is not fully charged out of the box.

Secondary cells and batteries need to be charged before use, always refer to the cell or battery manufacturer's instructions and use the correct charging procedure.

Recharge only with the charger specified by the manufacturer. A charger that is suitable for one type of battery pack may create a risk of fire when used with another battery pack.

Use the appliance/power tool/machines only with specifically designated battery packs. Use of any other battery packs may create a risk of injury and fire.

First read the safety instructions and then follow the charging notes and procedures.

Incorrect reassembly may result in a risk of electric shock or fire.

Protect the battery and charger against water and moisture. Always keep cells and batteries clean and dry.

Wipe the cell or battery terminals with a clean dry cloth if they become dirty.

Protect the battery from heat and fire. Place the charger in a position away from any heat source and avoid storage in direct sunlight.

Do not maintain secondary cells and batteries on charge when not in use.

After extended periods of storage, it may be necessary to charge and discharge the cells or batteries several times to obtain maximum performance.

Do not short-circuit a cell or battery.

Manufactured and sold under licence

Do not store cells or batteries haphazardly in a box or drawer where they may short-circuit each other or be short-circuited by conductive materials. When the battery pack is not in use, keep it away from other metal objects such as paper clips, coins, keys, nails, screws or other small metal objects that can make a connection from one terminal to another. Short-circuiting the battery terminals together may result in burns or a fire.

Do not expose cells or batteries to mechanical shock. Never attempt to open the battery pack for any reason or if the plastic housing of the battery pack breaks or cracks, immediately discontinue use and do not recharge. When possible, remove the battery from the appliance/power tool/machine when not in use.

Do not leave a battery on prolonged charge when not in use or stored for extended periods of time as this may cause damage to the battery.

To facilitate cooling of the battery pack after use, avoid placing the charger or battery pack in a warm environment such as a metal shed or an uninsulated trailer.

To reduce the risk of electric shock, unplug the charger from the outlet before attempting any cleaning. Removing the battery pack will not reduce this risk.

In the event of a cell leaking, do not allow the liquid to come into contact with the skin or eyes. If contact has been made, wash the affected area with copious amounts of water and seek medical advice.

Seek medical advice immediately if a cell or battery has been swallowed.

Always observe the polarity marks (+) and (-) on the cell, battery and equipment and ensure correct use.

Retain the original cell and battery literature for future reference

When disposing of secondary cells or batteries, keep cells or batteries of different electrochemical systems separate from each other.

Do not use any cell or battery which is not designed for use with the equipment.

Do not mix any cells of different manufacturers, capacity, size or type within a device.

Always purchase the battery recommended by the device manufacturer for the equipment.

ADDITIONAL SAFETY INFORMATION FOR BATTERY CHARGERS.

This appliance should not be used by children and/or persons with reduced physical, sensory or mental capabilities or lack of experience and knowledge. Children shall not play with the appliance.

Do not place any object on top of the charger or place the charger on a soft surface that may result in excessive internal heat.

Do not attempt to disassemble the charger. Take it to an electrician or tool repairer when service or repair is required. Appliances/power tools/machines with Lithium-ion batteries shall only be charged with the specifically designed Lithium-ion battery charger purchased with this tool. Do not attempt to charge the battery with any charger other than the one supplied as this is potentially dangerous.

Before using the charger, read all instructions, labels and cautionary markings on the charger.

The charger is not intended to be used for any purpose other than charging the battery pack for this tool. Any other use may result in risk of fire or electric shock. Do not attempt to use the charger on any other voltage or rating than those stated on the rating plate.

Do not use the charger for any purpose other than that for which it is intended.

Do not use the charger to charge any device other than the appliance/power tool/machine it was sold with.

Do not use an extension cord unless absolutely necessary. The use of an improper extension cord could result in fire or electric shock.

Never attempt to connect two chargers together.

Use the battery charger indoors only.

Make sure that the charger cable is positioned where it will not be stepped on, tripped over or otherwise subjected

to damage or stress. Keep the cord away from operating appliance/power tool/machine.

Do not operate the charger in a cabinet or other enclosure unless ventilation is adequate.

Do not place any object onto the charger or allow any object to rest on the charger.

Never place the appliance/power tool/machine or charger near or over a heat source such as radiator or heater.

WARNING! Never charge your Lithium-ion battery below or above temperatures recommended as this may result in fire or permanent damage to the battery.

The most suitable temperatures to charge the battery are between 20°C/68°F and 25°C/77°F.

WARNING! Do not allow water or any other liquid to come into contact with the charger as this may result in electric shock. Do not position the tool or battery charger near water. Take care not to spill liquid of any kind on the tool or charger.

DANGER! Do not use the charger if it has been subjected to a heavy knock, dropped, or otherwise damaged in any way. Take the charger to an authorised service centre for it to be checked and repaired.

Do not attempt to disassemble the charger by opening or removing covers.

To reduce risk of damage to the electric plug and cord, pull by the plug rather than the cord when disconnecting the charger.

TECHNICAL SPECIFICATION

Rated Voltage: 18V  2000mAh

Charger Input: 100-240VAC~ 50/60Hz 45W

Charger Output: 21VDC 1.65A

añada para ser usada con el equipo.

No mezcle ninguna pila de diferentes fabricantes, capacidad, tamaño o tipo dentro de un aparato.

Siempre compre la batería recomendada por el fabricante del dispositivo para el equipo.

DECLARATION OF CONFORMITY

We
DOMU Brands Ltd
6th Floor The Tower
Deva City Office Park
Manchester
M3 7BF

Declare under our sole responsibility the product:

SKU
3500343

Description
18V 2Ah Battery & Charger for 3500136

Complies with the essential requirements of the following directives:

2006/42/EC

2011/65/EU

2014/35/EU

2006/66/EC + 2013/56/EU

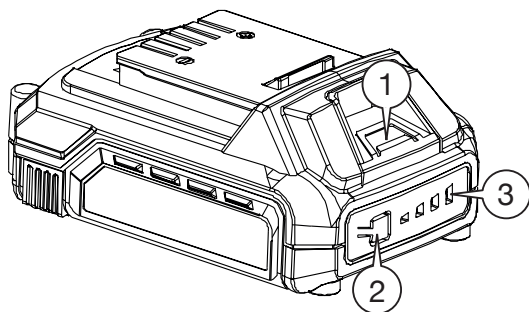
And the Standards

BS 1363-1:2016, BS 1362:1973, BS EN 62841-1:2015+A11:2022, EN 61233:2013

Authorised Signatory on behalf of DOMU Brands Ltd.



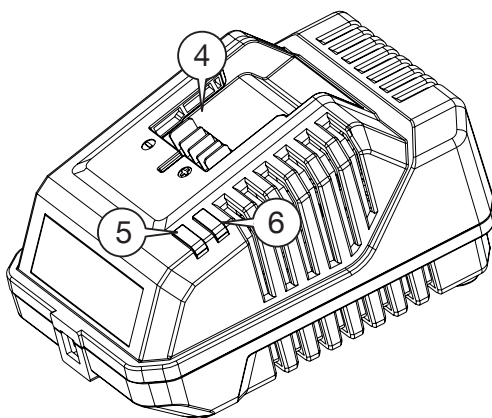
SPECIFICATION



IMPORTANT! This Battery is **NOT** compatible with the Charger recieved with 3500136.

This Charger is also **NOT** compatible with the Battery supplied with 3500136.

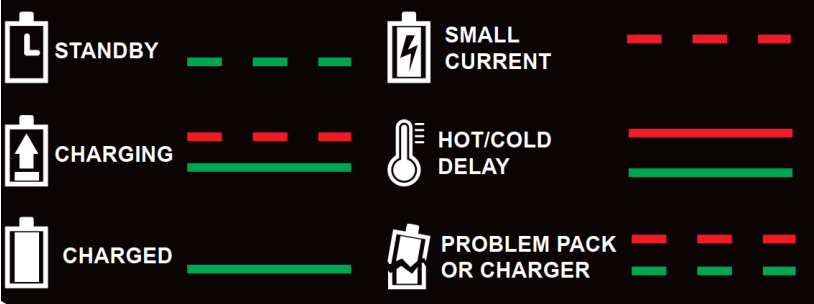
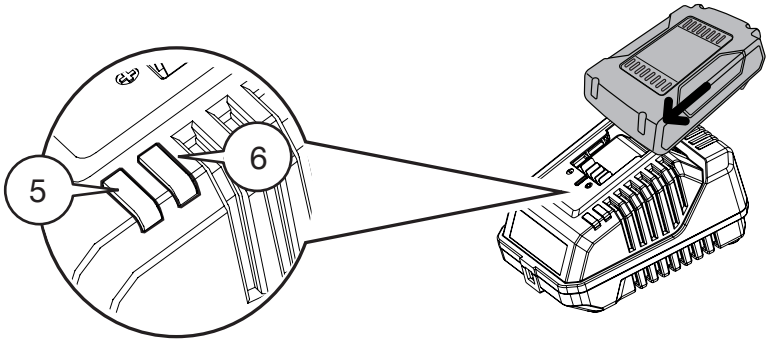
Please ensure this Battery and Charger pack are used together.



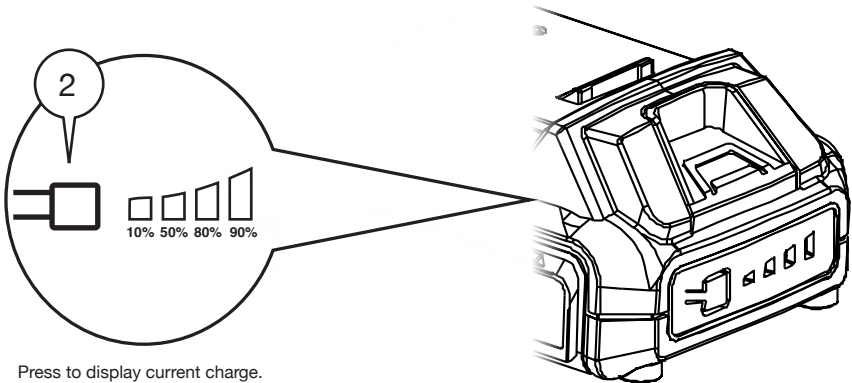
COMPONENT LIST

1. Battery Release
2. Battery Charge Button
3. Battery Indicator LEDs
4. Charger Pins
5. Charging Indicator (Red)
6. Charging Indicator (Green)

CHARGING



BATTERY





DISPOSAL INFORMATION Please recycle where facilities exist. Check with your local authority for recycling advice.

CUSTOMER SERVICE If you are having difficulty using this product and require support, please contact **support@domu.co.uk**

WARRANTY To register your product and find out if you qualify for a free extended warranty please go to www.vonhaus.com/warranty. Please retain a proof of purchase receipt or statement as proof of the purchase date. The warranty only applies if the product is used solely in the manner indicated in the warnings page of this manual, and all other instructions have been followed accurately. Any abuse of the product or the manner in which it is used will invalidate the warranty. Returned goods will not be accepted unless re-packaged in its original packaging and accompanied by a relevant and completed returns form. This does not affect your statutory rights. No rights are given under this warranty to a person acquiring the appliance second-hand or for commercial or communal use.

COPYRIGHT All material in this instruction manual are copyrighted by DOMU Brands. Any unauthorised use may violate worldwide copyright, trademark, and other laws.

THANK YOU

Thank you for purchasing your product/appliance. Should you require further assistance with your purchase, you can contact us at **support@domu.co.uk**

VonHaus is a registered trademark of DOMU Brands Ltd. Made in China for DOMU Brands. M24 2RW.